



# Nashua High School Survey Results At-A-Glance

Taken from Youth Risk Behavior Survey (YRBS) 2015

The Nashua high school YRBS was administered in spring 2015 to 2,857 students attending Nashua High School North and Nashua High School South, reflecting 80% of total enrollment.

## FACTORS THAT MAY CAUSE SUBSTANCE USE IN YOUTH AND TEENS

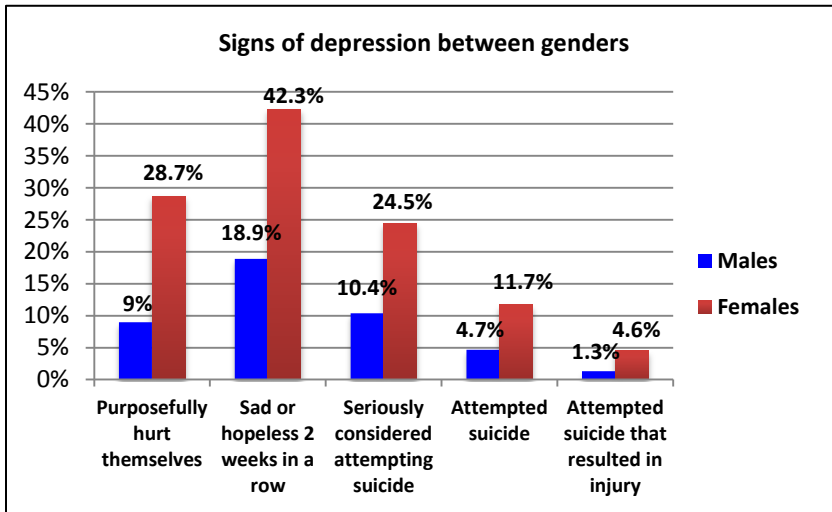
### Risky Environment

	Nashua	State
Saw or heard domestic violence at home	18.7%	14.8%
Ever lived with someone with a alcohol or drug problem	31%	30.7%
Have a family member in jail or prison	14.9%	9.3%
Had a family member currently in the military	15.3%	15%
Bullied on school property	20.6%	22.1%
Experienced sexual dating violence	13.5%	11.7%
Experienced physical dating violence	8.5%	7.8%

### Physical Behaviors

	Nashua	State
Not physically active	61.4%	53.1%
Have not recently participated community service	63.7%	57.4%
Did not participate in community activities	62.5%	62.8%
Do not get 8 or more hours of sleep	77.2%	71.6%
Watched television 3+ hours per day	23.6%	19.1%
Played video or computer games or used a computer 3+ hours per day	48.4%	38.9%

### Mental Health Should Be Considered

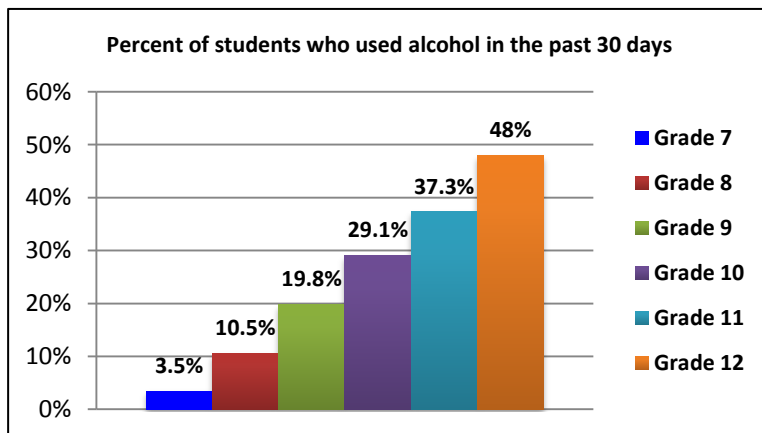


**83.4% of middle school aged students** agree or strongly agree that family member have clear rules and consequences

**74% of high school aged students** agree or strongly agree that family member have clear rules and consequences

## ALCOHOL

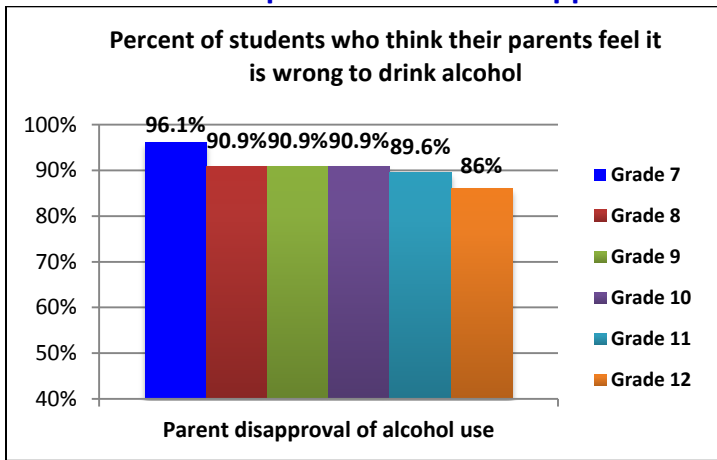
### Baseline 30-Day Alcohol Use Rates Between Grades



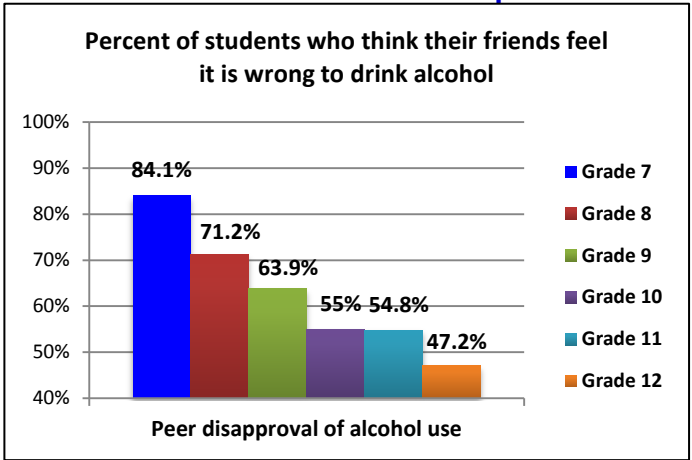
### Student Numbers

Grade 7	23 students
Grade 8	67 students
Grade 9	183 students
Grade 10	274 students
Grade 11	293 students
Grade 12	376 students

## Youth Perception of Parent Disapproval

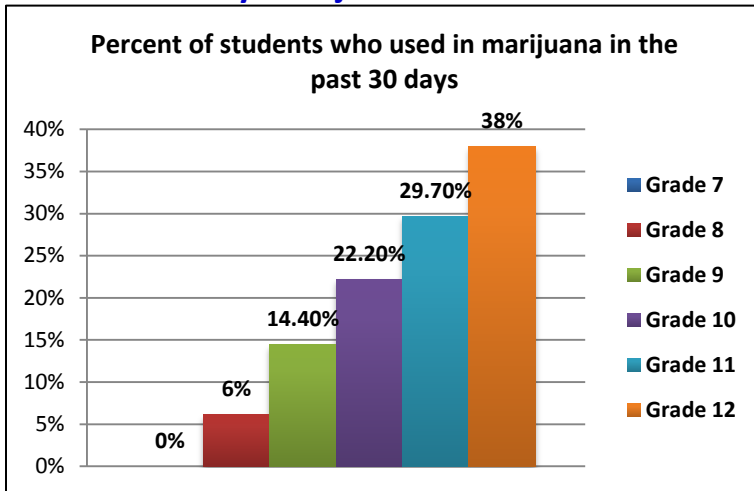


## Peer Influence has an Impact



# MARIJUANA

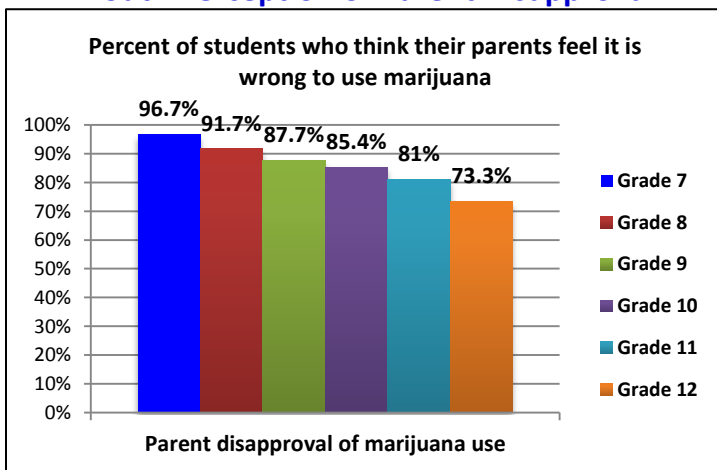
## Baseline 30-Day Marijuana Rates Between Grades:



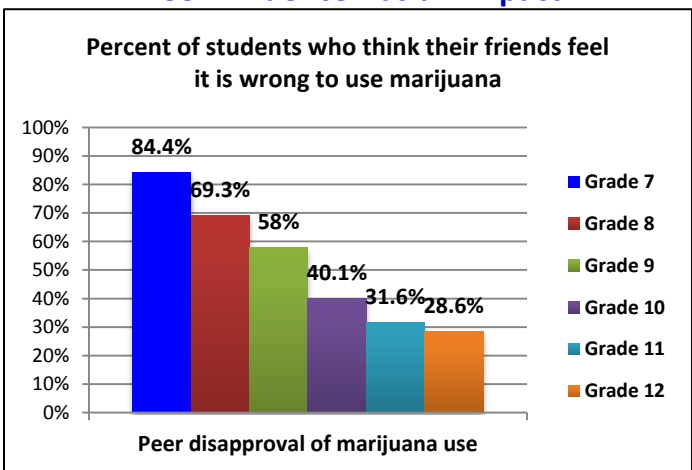
Student Numbers:	
Grade 7	n≤5
Grade 8	38 students
Grade 9	136 students
Grade 10	216 students
Grade 11	241 students
Grade 12	305 students

65% of students perceive it's easy to access to marijuana

## Youth Perception of Parent Disapproval



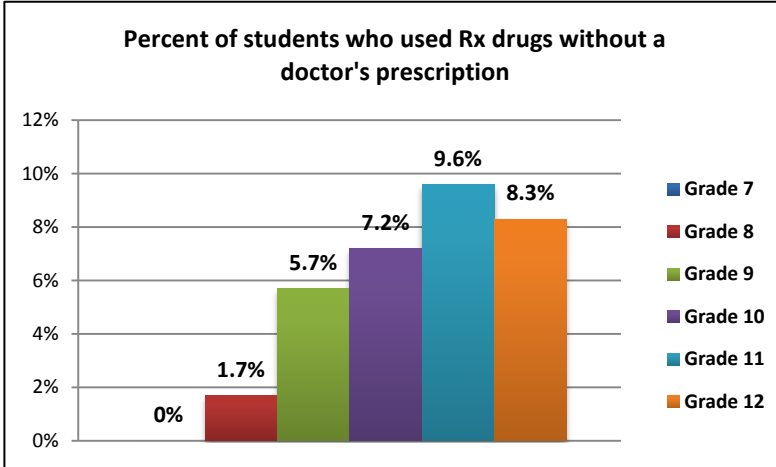
## Peer Influence Has an Impact



25% of seniors (201 students) have come to school high on marijuana

## PRESCRIPTION DRUGS

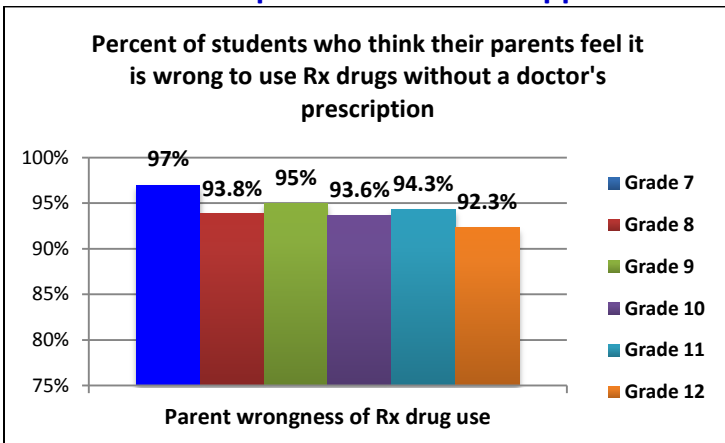
### Baseline 30-Day Rx Drugs Rates Between Grades



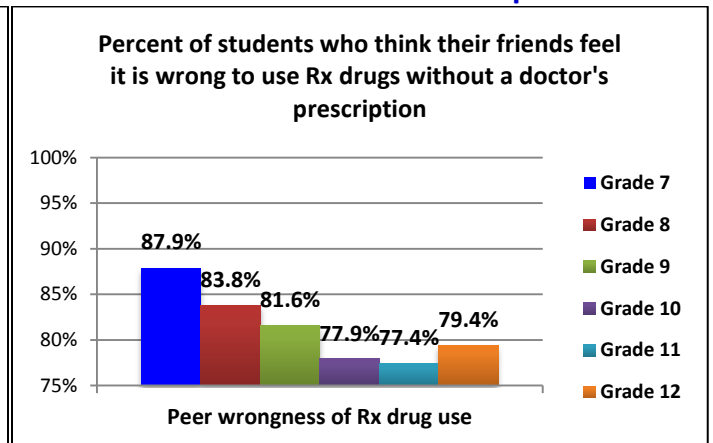
Student Numbers	
Grade 7	n≤5
Grade 8	11 students
Grade 9	54 students
Grade 10	70 students
Grade 11	77 students
Grade 12	67 students

Prescription drug use decreased from 452 students in 2011, to 283 students in 2015. However, students using Rx drugs is **higher** in Nashua than the region and the state

### Youth Perception of Parent Disapproval

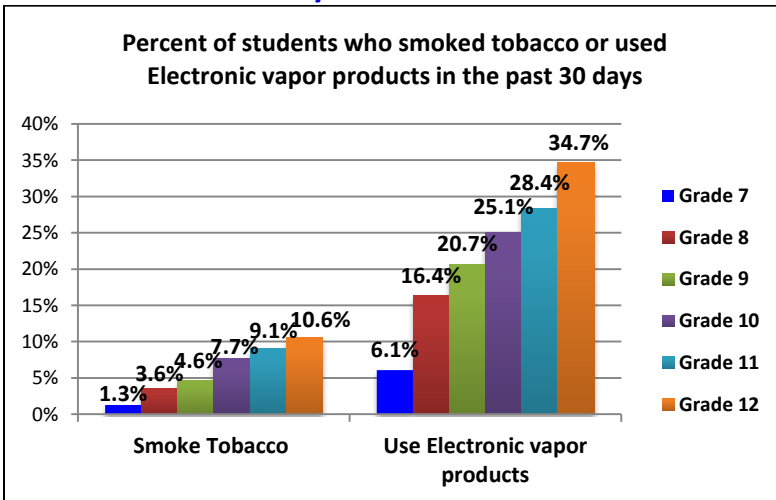


### Peer Influence Has an Impact



## TOBACCO/ELECTRONIC VAPOR PRODUCTS

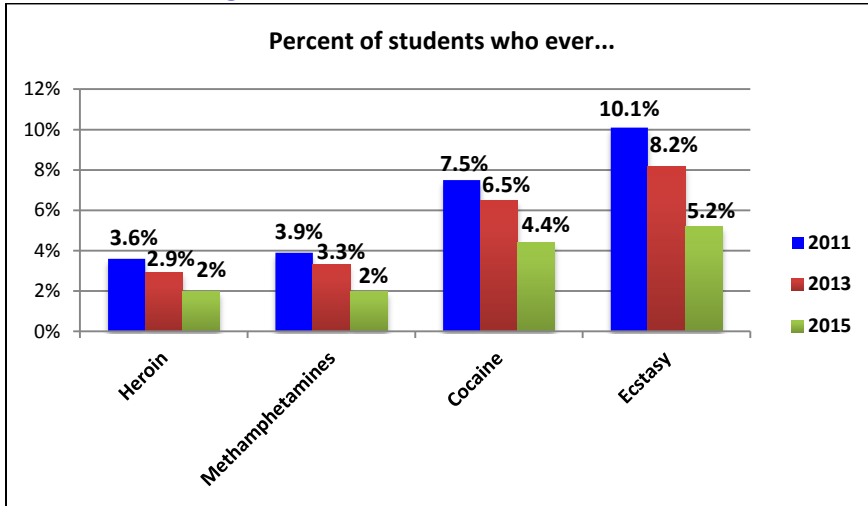
### Baseline 30-Day Rates Between Grades



Student Numbers:		
	Smoke Tobacco	Use Electronic Vapor Products
Grade 7	9	41
Grade 8	23	103
Grade 9	43	197
Grade 10	74	245
Grade 11	73	230
Grade 12	83	280

## Other Substances Used

### Usage Has Decreased Over the Years



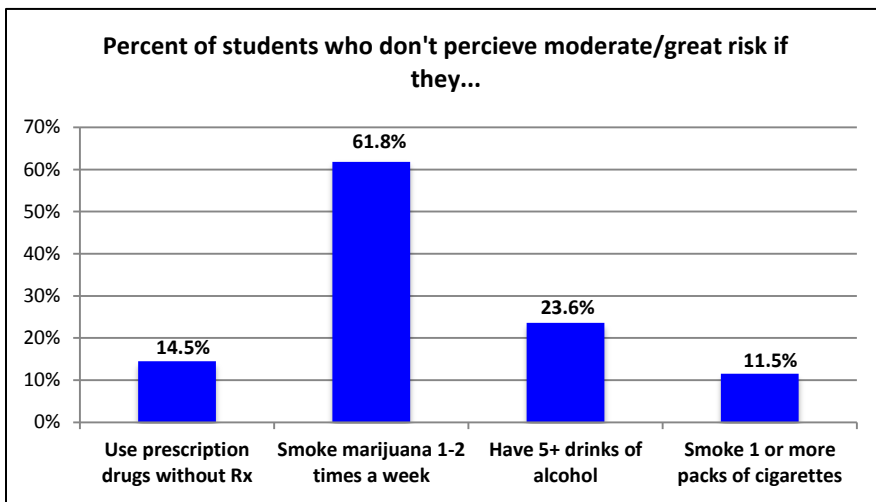
Percentage of high school students in Nashua using heroin, cocaine, and methamphetamines is less than the number of high school students using these substances in the region and the state

Number of students using heroin doubles between 11<sup>th</sup> and 12<sup>th</sup> grade

Grade 11: 1.5%

Grade 12: 3%

### Risky behaviors increase when students don't think they are harming themselves:



Percentage of **NOT** perceiving moderate to great risk from marijuana use increased from 56.3% in 2013 to 61.8% in 2015

### Additional data points can assist with planning future strategies:

- 18.1% of students were offered, sold, or given drugs on school property.
- 24% of students did not see prevention messaging for alcohol or other drugs.
- 8.8% of students drove when drinking alcohol and 17.5% of students have ridden with a driver who had been drinking alcohol.
- 55.6% of students didn't talk about the dangers of substance misuse with parents.
- 19.8% of students drank alcohol or used drugs prior to last sexual intercourse.
- 5.8% of students experienced unwanted sexual advances because of another students drinking.